


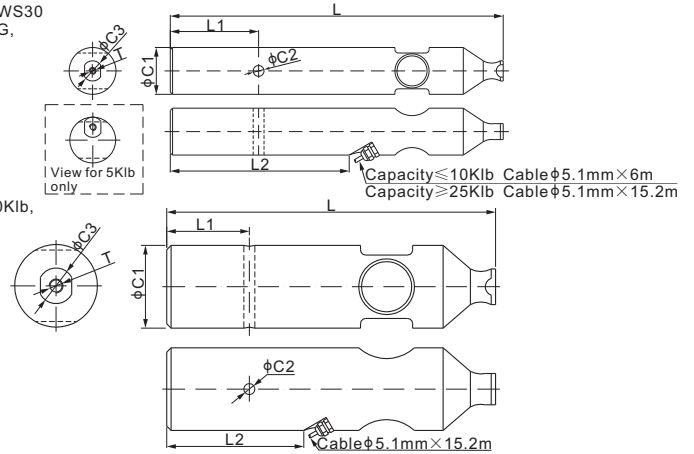
563WS; 563WS30



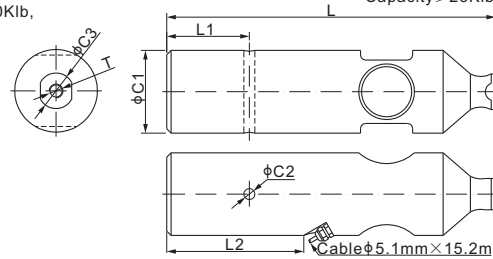
Stainless Steel



563WS; 563WS30
563WS30-CG,
563WS30-E:



563WS30-50Klb,
563WS30-H:



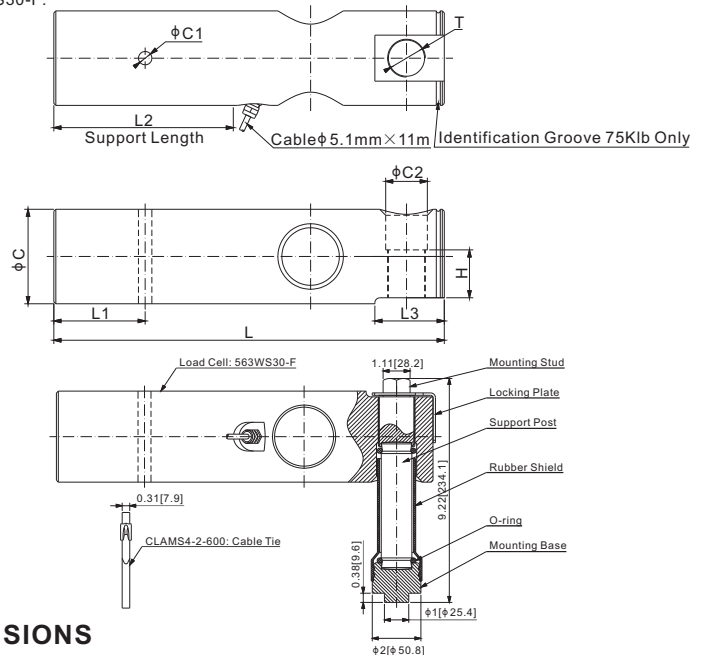
*: Input 3.0mV/V only

DIMENSIONS

RATED CAPACITY	C1		C2		C3		L		L1		L2		T
	lb	inch	mm	inch	mm	inch	mm	inch	mm	inch	mm		
563WS:													
1,250	1.25	31.8	0.31	7.9	0.63	16.0	11.50	292.1	3.00	76.2	6.04	153.5	#8-32
2,500	1.62	41.1	0.37	9.4	0.70	17.8	11.50	292.1	3.00	76.2	5.59	142.0	#6-32
5,000	2.00	50.8	0.37	9.4	0.88	22.4	10.88	276.4	3.05	77.5	3.83	97.4	#8-32
10,000	2.50	63.5	0.37	9.4	0.88	22.4	12.63	320.8	3.05	77.5	4.20	106.9	#8-32
25,000	3.50	88.9	0.50	12.7	1.75	44.5	14.88	378.0	3.05	77.5	5.04	128.0	5/16-18 UNC-2B
25,000 (-CG)	3.50	88.8	0.50	12.7	1.76	44.7	14.88	378.0	3.66	93.1	7.64	194.1	5/16-18 UNC-2B
563WS30:													
37,500	3.50	88.9	0.50	12.7	1.75	44.5	14.88	378.0	3.05	77.5	5.04	128.0	5/16-18 UNC-2B
37,500 (-CG)	3.50	88.8	0.50	12.7	1.76	44.7	14.88	378.0	3.66	93.1	7.64	194.1	5/16-18 UNC-2B
50,000	3.74	95.0	0.50	12.7	1.61	40.9	14.88	378.0	3.74	95.0	7.05	179.0	5/8-16 UNC-2B
50,000 (-E)	3.50	88.9	0.50	12.7	1.73	44.0	14.88	378.0	3.51	89.1	7.76	197.0	5/16-24 UNF-2B
50,000 (-H)	3.74	95.0	0.51	12.9	1.75	44.5	14.88	378.0	3.63	92.1	7.76	197.0	5/16-24 UNF-2B



563WS30-F:



Hardware kit (to be ordered separately)

Part#: 563WS30-F-PARTS-A
include:
1 x Mounting Stud
1 x Lock Plate
1 x Support Post
1 x Rubber Shield
1 x Mounting Base
2 x O-rings
1 x Clamp
(Interchangeable: Avery Weigh-Tronix Easi-Post Suspension Kit)



*: Input 3.0mV/V only

DIMENSIONS

RATED CAPACITY	C	C1		C2		L	L1	L2	L3	H	T						
563WS30-F:	inch	mm	inch	mm	inch	mm	inch	mm	inch	mm	inch						
60,000-75,000	3.75	95.2	0.53	13.5	1.65	42.0	15.5	393.7	3.63	92.1	7.13	181.0	2.76	70.0	1.90	48.3	1-1/2-18 UNEF


SPECIFICATIONS			
Full Scale Output	563WS: 2.0 mV/V ± 1% 563WS30: 3.0 mV/V ± 1%	Input Resistance	563WS;563WS30(CG): 350 Ω ± 7 563WS30-F: 375 Ω ± 25
Zero Balance	± 0.02 mV/V	Output Resistance	350 Ω ± 3
Non-linearity	563WS;563WS30(CG): < ± 0.023% 563WS30-E(-F; -H): < ± 0.02%	Recommended Excitation	10V (15V Maximum)
Repeatability	563WS;563WS30(CG): < ± 0.023% 563WS30-E(-F; -H): < ± 0.02%	Insulation Resistance	>2 [50V DC] G Ω
Hysteresis Error	563WS;563WS30(CG): < ± 0.023% 563WS30-E(-F; -H): < ± 0.03%	Compensated Temperature Range	-10°C to 50°C / 14°F to 122°F
Creep in 30 min.	563WS;563WS30(CG): < ± 0.030% 563WS30-E(-F; -H): < ± 0.03%	Safe Overload	150% of full scale
Element Material	2Cr13 Stainless Steel	Breaking Overload	300% of full scale
		Seal Type / IP Rating	Environmentally Sealed / IP67
		Cable Color Code	Exc+ Red Exc- Black Sig+ Green Sig- White Shield Bare

Rated Capacity	Part Number*	Weight Approx. (lb)	INTERCHANGEABLE REFERENCE			
			Avery Weigh-Tronix	Coti-Global	Rice Lake	Rice Lake
1.25Klb**	563WS-1.25Klb-YZ**	4.85	Weigh Bar	CG-WB-SS-1.25Klb	RL75000 SS-1.25Klb	RL32011WB-L-1.25Klb
2.5Klb	563WS-2.5Klb-YZ	6.61	Weigh Bar	CG-WB-SS-2.5Klb	RL75000 SS-2.5Klb	RL32011WB-L-2.5Klb
5Klb	563WS-5Klb-YZ	13.23	Weigh Bar	CG-WB-SS-5Klb	RL75000 SS-5Klb	RL32011WB-L-5Klb
10Klb	563WS-10Klb-YZ	15.43	Weigh Bar	CG-WB-SS-10Klb		RL32011WB-L-10Klb
25Klb	563WS-25Klb-YZ	34.17	Weigh Bar			
25Klb	563WS-25Klb-YZ-CG	34.17		CG-WB-SS-25Klb		
37.5Klb	563WS30-37.5Klb-YZ-CG	40.79		CG-WB-SS-37.5Klb		
37.5Klb	563WS30-37.5Klb-YZ	40.79	Weigh Bar			
50Klb	563WS30-50Klb-YZ	46.30	Weigh Bar			
50Klb	563WS30-E-50Klb-YZ-RP	40.79	27173	CG-WB-SS-50Klb-27173		
50Klb	563WS30-H-50Klb-YZ-RP	46.30	50104	CG-WB-SS-50Klb-50104		
60Klb	563WS30-F-60Klb-YZ-RP	57.32	55829	CG-WB-SS-60Klb-55829		
75Klb	563WS30-F-75Klb-YZ-RP	57.32	AWT27-500080	CG-WB-SS-75Klb-EZPOST		

* ATEX, FM, IECEx approved versions carry the "-Ex" suffix.

** This is to replace the load cell on LP and Max Deck floor scales from Avery Weigh-Tronix.
Check 563WS-1.25Klb-YZ-WBL if to replace Bolt-In Weigh Bar on Avery Weigh-Tronix old ProDec series.

 563WS30: 10Klb-75Klb: up to NTEP 1:10 000 Class III / III L, Multiple Cell

 563WS30: 25Klb-75Klb: up to OIML MAA C6, Y=25 000

For further available P/N's & specifications per NTEP/OIML classes, please contact us.

All product specifications, statements, information and data (collectively, the "Information") in this catalog or made available elsewhere by ANYLOAD are subject to change. The customer is responsible for checking and verifying the extent to which the Information contained in this publication is applicable to an order at the time the order is placed. All Information given herein is believed to be accurate and reliable, but it is presented without guarantee, warranty, or responsibility of any kind, expressed or implied.

Data listed in the datasheet is produced within controlled laboratory settings and may not be reproduceable without exact replication of all conditions. It is the customer's responsibility to validate that a particular product with the properties described in the product specifications is suitable for use in their applications. Statements of interchangeability with other manufacturers are based on ANYLOAD's knowledge of product information at the time a publication was made, but are not intended to constitute any warranty concerning the substitutability of an ANYLOAD product with one made by another manufacturer.

Any use of product outside of specifications or any storage or installation inconsistent with product guidance voids and warranty.

The information is intended for use only by customers who have the requisite experience and capability to determine the correct products for their application. Any technical advice inferred from this Information or otherwise provided by ANYLOAD with reference to the use of ANYLOAD's products produces no obligation or liability for the advice given or results obtained.

Although ANYLOAD designs and manufactures its products to the most stringent quality and safety standards, isolated component failures may still occur. Accordingly, customer applications which require a high degree of reliability or safety should employ suitable designs or other safeguards in order to ensure that the failure of an electrical component does not result in a risk of personal injury or property damage.

Unless specifically agreed to in writing, ANYLOAD has not tested or certified its products, services or deliverables for use in high risk applications including medical life support, medical device, direct physical patient contact, water treatment, nuclear facilities, weapon systems, mass and air transportation control, flammable environments, or any other potentially life critical uses. Customer understands and agrees that ANYLOAD makes no assurances that the products, services or deliverables are suitable for any high-risk uses. Under no circumstances does ANYLOAD warrant or guarantee suitability for any customer design or manufacturing process. Although all product - related warnings, cautions and notes must be observed, the customer should not assume that all safety measures are indicated or that other measures may not be required. Please contact authorized ANYLOAD personnel to obtain special terms and conditions regarding products designed for such applications or otherwise satisfy specific safety requirements.