

### 102DS Double Ended Beam STAINLESS STEEL

#### Features:

- Wide Capacity Range: from 5Klb to 200Klb
- Wide compensated temperature range: -10°C to +50°C

#### Options:

- Lightning Protection
- Rodent Protection
- FM, ATEX, IECEx Approved
- Stainless Steel & Welded Seal **IP68**



**RoHS**



### 102DSM3 Weigh Module STAINLESS STEEL


For 102DS Load Cell


#### Features:

- Compensates for thermal movement
- Center pivoted and self-checking with anti-lifting
- Sliding pin design for thermal expansion and contraction
- No check rods required

#### Applications:

- Medium to heavy capacity tanks & hoppers





## Complete Kit Includes

- ✓ 102DS Load Cells
- ✓ 102DSM3 Mounts
- ✓ Junction Box (Signal or Exc)
- ✓ Load Cell Cable

Part Number / Capacity	J-Box	Cable
<b>3 Module Kit</b>	*J-Box (specify model when ordering)	
MK3-102DSM3- <b>20Klb</b> -E	<b>J04ES</b>	1 roll (20m/65ft)
MK3-102DSM3- <b>50Klb</b> -E		
MK3-102DSM3- <b>60Klb</b> -E		
<b>4 Module Kit</b>	*J-Box (specify model when ordering)	
MK4-102DSM3- <b>20Klb</b> -E	<b>J04ES</b>	1 roll (20m/65ft)
MK4-102DSM3- <b>50Klb</b> -E		
MK4-102DSM3- <b>60Klb</b> -E		

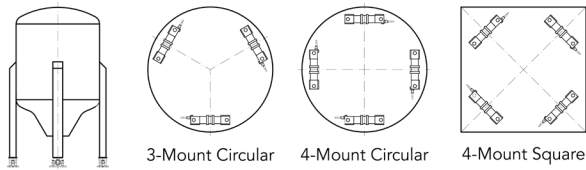
**J-Box Options:** Signal or Excitation / Aluminum, Stainless Steel or Fiberglass Enclosure

## Features

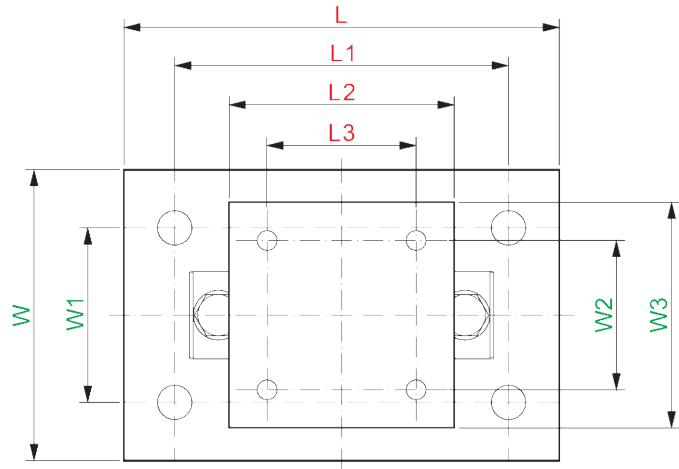
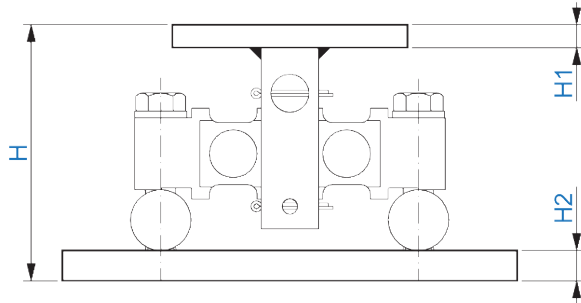
- Capacities (per module) 20,000-60,000 lb
- Center pivoted and self-checking with anti-lifting
- Sliding pin design for thermal expansion and contraction
- Compensates for thermal movement
- No check rods required

## Applications

- Medium to heavy capacity tanks & hoppers



## Drawings



## Dimensions (inches)

Capacity	H	H1	H2	L	L1	L2	L3	W	W1	W2	W3
5-20Klb	5.30	0.50	0.75	11.00	8.00	5.50	3.00	7.50	4.00	3.00	5.50
30-75Klb	8.41	0.75	0.94	15.00	11.50	7.76	5.12	10.00	6.00	5.12	7.76

Sold by: